



ISO: 13485 9001

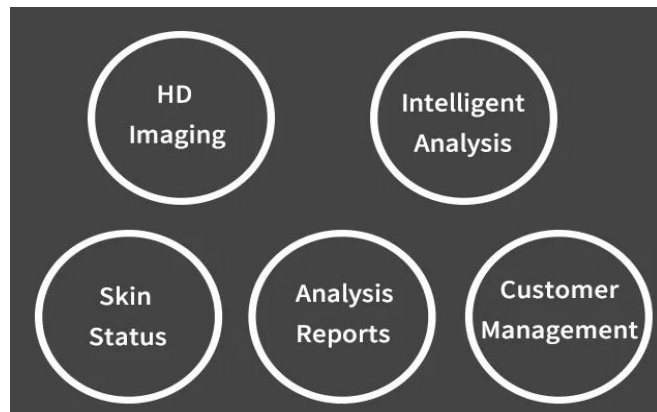
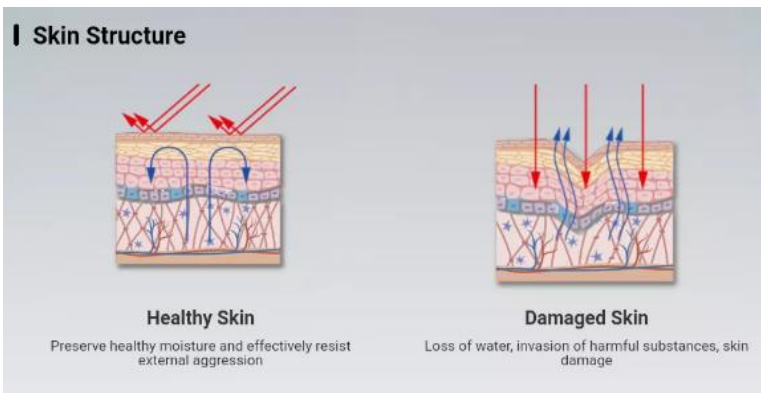


“3D DERMATOSCOPY”



MODEL:Q.DERM.-3DS

“NEWEST INTELLIGENCE SKIN ANALYSER WITH PAD”



Address :S.S.Padana Superiore, 207 - 85624 Vimodrone (MI) ITALY

Tel: +39 02 6532489

Working Principle

Through 28 million hd pixels to obtain facial skin image conditions, using 8 spectral imaging technology, AI face recognition technology, deep learning technology, 3D simulation technology, cloud computing cloud storage, the pathological features of the skin are quantitatively analyzed on the surface and deep layer, and 14 skin health indicators can be detected. Comprehensively analyze and evaluate skin problems, so as to carry out scientific and accurate skin management with reasonable basis!

Advantages of skin analyzer

- New 8 spectrum for the surface, deep, quantitative analysis of 14 skin indicators
- The skin of 4 big problems combines total number of 14 index data quantification cent sex
- Combined with the total data to obtain a comprehensive report of the indicators All pages can be scanned and printed for analysis report

Features of skin analyzer

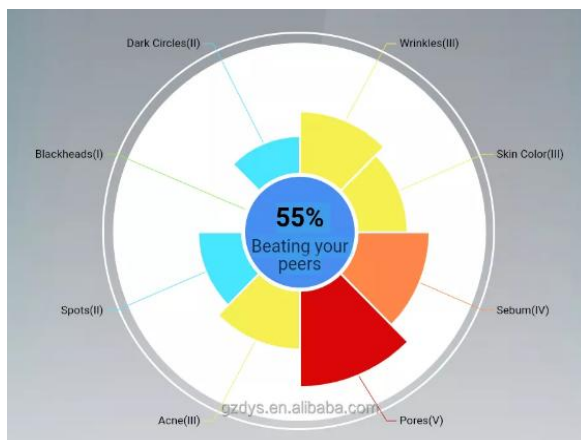
This is the latest AI 8 spectrum magic mirror skin image analyzer, with 28 million ultra-high definition pixels, clear images and fast data processing response. According to different spectra, 14 kinds of problems on the surface and deep layers of the skin can be analyzed. With deep learning and cloud storage, it is the best choice for skin clinics and beauty salons.

It is a method of using deep learning techniques combined with the expertise of dermatologists to accurately quantify the skin - the latest in skin diagnostic methods. Its appearance according to the doctor's experience, so that skin treatment farewell to the history of past medical experience, can accurately and quantitatively diagnose skin conditions.

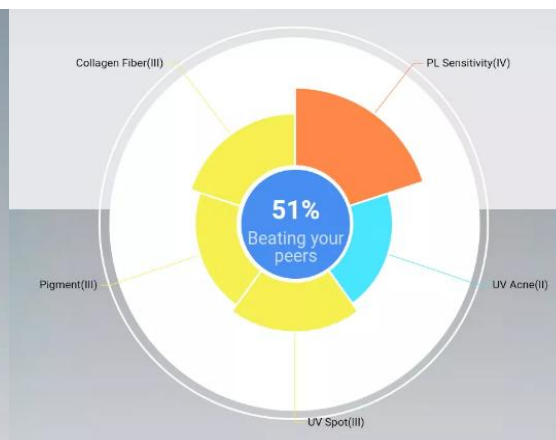
It provides doctors and patients with more accurate, clear and easy-to-understand skin diagnostic reports for more effective skin treatment and treatment, including:

- Dermatological module that can detect skin diseases such as sensitive skin, dermatitis, acne;
- Skin evaluation module, including wrinkles, spots, pores, moisture, elasticity, texture, acne
- Skin attribute module, including skin age, facial features, score evaluation, etc.;
- Contrast analysis module, can be used to visualize the comparison results of the two test results before and after;
- Report module, according to the user test results summary data, provide corresponding skin care recommendations, precautions, product recommendations and other data;
- Speed module, store customer information, fully follow up the customer skin management workstation;
- Solution module, according to the inspection results, input the merchant product according to the customer's suggestion;
- Set the module to support cloud storage, multi-account management, remote and More convenient management functions.

SURFACE GENERAL INDEX



DEEP GENERAL INDEX



Address :S.S.Padana Superiore, 207 - 85624 Vimodrone (MI) ITALY

Tel: +39 02 6532489